



You're Considering a Bathroom Remodel Now What?

A bathroom remodel is a considerable investment in your home of both time and money. It's important to get everything just right so you will be happy with the results for years to come.

This guide is the result of years of experience helping people just like you realize their dreams for their home. We've seen many clients through the struggles of this process, and we strive to make it easier for everyone considering embarking on the remodeling journey. Some of the information included here is taken from the National Kitchen and Bath Association (NKBA). All of the photos used throughout are from Melton Design Build projects.

Step 1: Assess Your Needs

You know you want to remodel the bathroom, but have you thought about what you don't like about your current bathroom and what you'd like to accomplish with the remodel? Spend some time with the Bathroom Evaluation Worksheet to help you think about what's working and what's not, which will help in the planning and design stage of your project.


Step 2: Establish a Budget

Oftentimes we hear from clients that they have no idea what a bathroom remodel costs. Pricing for bathroom remodels run a wide range depending on the size, types of fixtures and finishes, whether the space is being reconfigured or not, as well as many other factors. It's important to think about how much you'd like to invest in the project as well as what funds you have available. Check out our financing worksheet for the types of loan products that are available for remodeling projects as well as a loan-to-value worksheet. For more detailed information, please consult a loan officer to find out which option is best for you.

Melton uses a design-build process that enables us, once we've agreed on an acceptable budget range, to design your project to fit your budget.

Step 3: Engage a Professional

Once you have a sense of what the project entails and how much you'd like to spend, it's time to choose a remodeling contractor. Interviewing several contractors is a wise idea when you're making a large investment in your home. You want to work with someone you can trust to do the work and do it right. Our "Questions to Ask Prospective Remodelers" can help you ask the right questions to find out if the contractors you are considering are actually ones you can trust and will enjoy working with throughout the project.





Step 4: The Design Phase

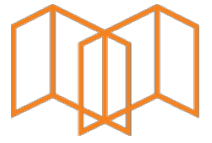
Once you've chosen your contractor, the next step is to dive into the design of your project. Many times clients think they can skip the design phase if they are just "sprucing up" the bathroom. However, the design phase is when all of the fixtures and finishes are chosen specifically for your project. In a larger remodel, design can include architecture, structural engineering and more. It's also important to take the time to thoroughly plan the project to eliminate construction delays or mistakes.

This phase is where your Bathroom Evaluation Worksheet will come in handy. Another great idea is to use resources such as home and design magazines, Houzz.com and Pinterest, to collect images of bathrooms you love. Your design ideas can include photos of full bathrooms you like and details such as specific tiles, cabinetry, flooring and more. The better picture you can paint of what you like, the easier it will be for the design team to deliver a design you will love.

Step 5: The Construction Phase

Once all of the design details are taken care of and you know the exact cost of your project, construction can begin. With large bathroom projects where another bathroom is not available, oftentimes the homeowners will move out of the home. However, this is by no means a requirement. Melton Design Build provides a copy of your project schedule, which may help you decide how to handle the inconvenience.





Bathroom Evaluation Worksheet

Evaluating your current bathroom will be an invaluable tool to ensure you get just what you need and want in your new bathroom.

The Basics

How long do you plan to stay in your home? _____

How old is your home? _____

Are you remodeling a full bath? _____

A powder room/half bath? _____

Are you thinking of expanding the existing bath? _____

Approximately what size is the current bathroom? _____

Are you adding a full bath? _____

A powder room/half bath? _____

Number and age of household members? _____

Does anyone in your family have mobility challenges that should be considered? _____

Do you anticipate:

- New children arriving? Yes No
- Children leaving home? Yes No
- Adult children returning home? Yes No
- Parent(s) coming to live with you? Yes No

Who will be the primary users of this bath?

- Adults? Yes No
- Children? Yes No
- Guests? Yes No

What are your goals?

Please indicate any and all that apply.

- Update the look of your bathroom Yes No
- Update the bath for resale Yes No
- Add more space Yes No
- Create a master suite for relaxation Yes No
- Create a bath for the kids to use Yes No
- Create a good-looking guest bath Yes No
- Improve the function of the room Yes No
- Improve the storage Yes No

Would you like to have:

- Whirlpool tub Yes No
- Larger shower instead of tub Yes No
- Steam shower Yes No
- Vanity with sit-down dressing table Yes No
- TV Yes No
- Free Standing Tub Yes No
- Laundry area Yes No



Which style suits you?

This section can get you started on your way to building your idea file for your new bathroom.

Crisp & Clean

My style Yes No

What do you like about this bathroom?

Dislike?



Rich Woods

My style Yes No

What do you like about this bathroom?

Dislike?



Bold & Colorful

My style Yes No

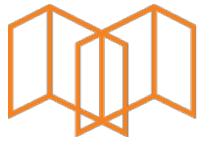
What do you like about this bathroom?

Dislike?



MELTON TOOLBOX

Bathroom Remodel Planning Guide



Traditional with a Twist

My style Yes No

What do you like about this bathroom?

Dislike?



Luxurious Soaking

My style Yes No

What do you like about this bathroom?

Dislike?



Traditional Beauty

My style Yes No

What do you like about this bathroom?

Dislike?





Project Materials

Now let's turn your attention to the types of materials and appliances you'd like to have in your new bathroom. Here is a list of items to think about:

Cabinetry

Do you want wood or laminate? _____

What type of door style and finish do you want? _____

Hardware

Do you prefer polished chrome, stainless, bronze or another finish? _____

Interior storage

Do you want pull outs, a hair dryer holder or drawer organizers? _____

Countertops

Will you choose granite, Caesarstone, marble or other surface? _____

Flooring

Do you want tile, wood, stone, bamboo or another surface? _____

Lighting

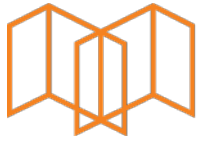
Will you need a combination of ambient and grooming lighting? _____

Do you want LED, incandescent, fluorescent or other? _____



MELTON TOOLBOX

Bathroom Remodel Planning Guide



Additional Considerations

Do you need places for personal grooming products? _____

Would you like a linen closet? _____

Does your current bath have enough counter space? _____

Do you prefer one sink or two? _____

Do you want an open layout or compartmentalized spaces? _____

Would you like his and her facilities? _____

Do you prefer the toilet and/or bidet to be isolated from other fixtures? _____

How many electrical outlets do you need near the mirror? _____

What activities will take place in the bathroom?:

- Makeup application Yes No
- Hair Care Yes No
- Dressing Yes No
- Exercising Yes No
- Laundry Yes No
- Bathing Yes No
- Lounging Yes No
- Other _____

